

Using YouTube in the classroom

January 8, 2013 at 3 pm ET

Monika Jankowska-Pacyna

Adobe Connect tips:

- When you join the session your microphone is muted
- You can use chat to talk to presenters and participants
- To exit simply close the window
- Explore the icons in top menu to see the tools and settings you can use during the session
- If you lose a window, click on the browser icon to bring it back



About Tech Tuesdays webinars

- Each month, new topic in FEATURED TECHNOLOGY section of the AlphaPlus website
- Tech Tuesdays webinar on that topic offered on 1st Tuesday of the month
- Registration done via Eventbrite
- Webinar delivered using Adobe Connect
- Follow up discussion on Google Groups
<https://groups.google.com/d/forum/alphaplus-tech-tuesdays>
- Webinar recording and PPT, available on AlphaPlus website in Training section
<http://alphaplus.ca/en/training/webinarsgroup1/webinars-schedule.html>



YouTube

- More than just a collection of cute cat or music video sites
- A large collection of resources that can provide a variety of educational resources
- Provide real-life examples and context for what you are trying to teach
- Good topics for discussion
- Now owned by Google
- Can be accessed with the same password as other Google services



YouTube

- YouTube - <http://www.youtube.com/>
- You can also explore YouTube sites specifically for education. YouTube EDU is YouTube's corpus of 700k+ high quality educational videos from partners like Khan Academy, Stanford and TED-Ed.
- <http://www.youtube.com/education>
- <http://www.youtube.com/teachers>
- <http://www.youtube.com/schools>
- YouTube Playbook Guide - https://storage.googleapis.com/support-kms-prod/SNP_2799330_en_v1



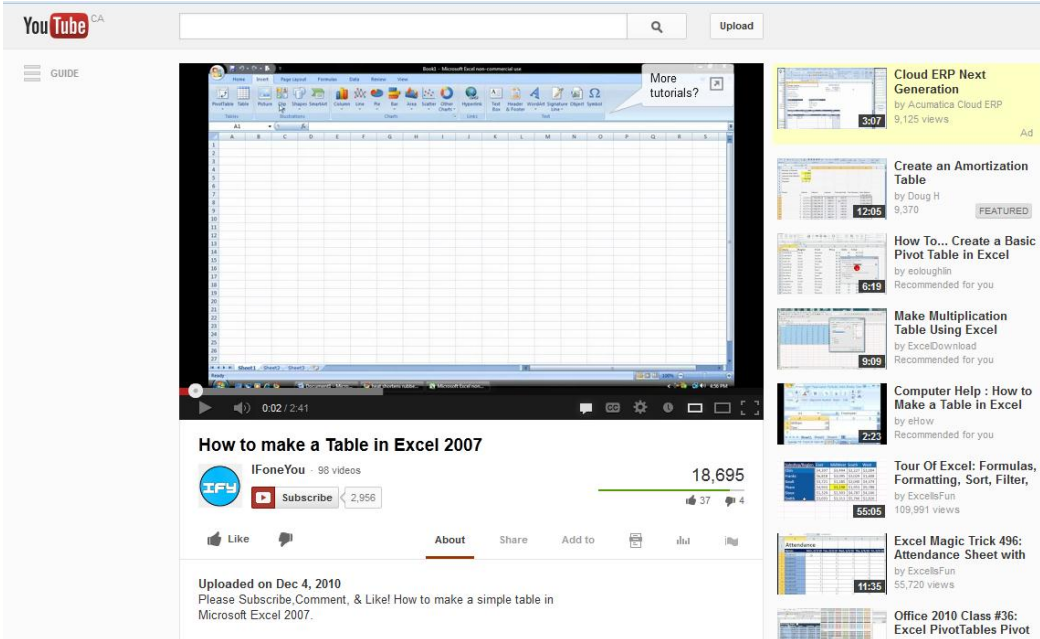
YouTube

- YouTube - <http://www.youtube.com/>
- You can also explore YouTube sites specifically for education. YouTube EDU is YouTube's corpus of 700k+ high quality educational videos from partners like Khan Academy, Stanford and TED-Ed.
- <http://www.youtube.com/education>
- <http://www.youtube.com/teachers>
- <http://www.youtube.com/schools>
- YouTube Playbook Guide - https://storage.googleapis.com/support-kms-prod/SNP_2799330_en_v1



YouTube

By using YouTube in the classroom, instructors can help students develop tech skills (searching, browsing) and provide real life examples of the concepts they are trying to teach, i.e. how to create a table in excel



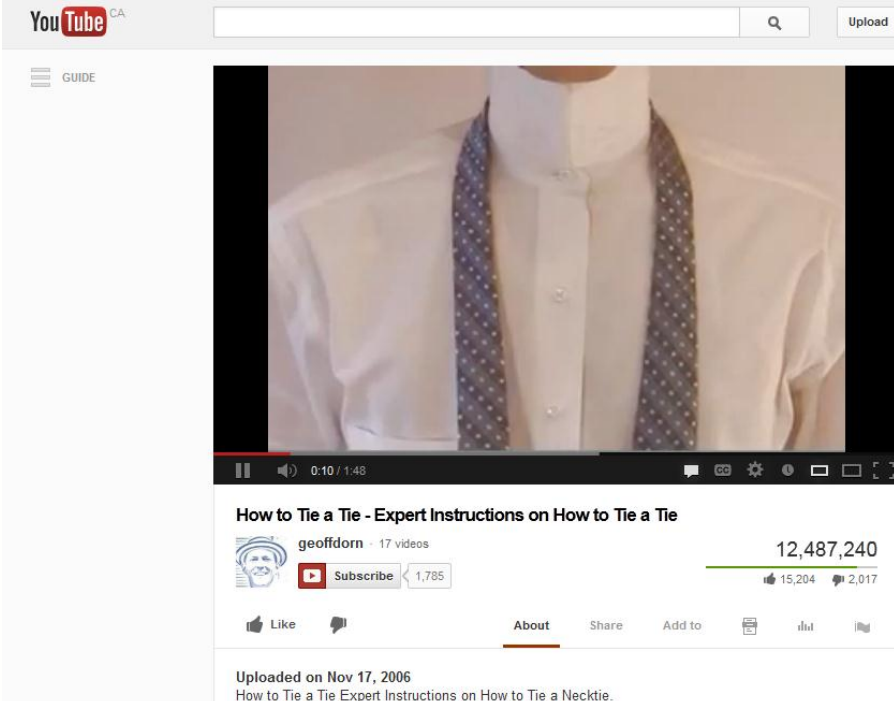
The screenshot shows a YouTube video player interface. The main video is titled "How to make a Table in Excel 2007" by IFoneYou, with 18,695 views and 37 likes. The video content shows a Microsoft Excel 2007 spreadsheet with a table being created. The video player includes a progress bar at 0:02 / 2:41 and various control icons. To the right of the video player, there is a list of recommended videos, including "Cloud ERP Next Generation", "Create an Amortization Table", "How To... Create a Basic Pivot Table in Excel", "Make Multiplication Table Using Excel", "Computer Help : How to Make a Table in Excel", "Tour Of Excel: Formulas, Formatting, Sort, Filter", "Excel Magic Trick 496: Attendance Sheet with", and "Office 2010 Class #36: Excel PivotTables Pivot".

<http://www.youtube.com/watch?v=jtebphtaZk8>

YouTube

And can show students how YouTube can be used for independent learning and/or information search, i.e.
-how to tie a tie step by step

<http://www.youtube.com/watch?v=MbXzI-IAdSc>



The screenshot shows a YouTube video player interface. At the top, there is a search bar and an 'Upload' button. Below the search bar is a 'GUIDE' menu icon. The video player itself shows a close-up of a white dress shirt and a patterned necktie. Below the video player, the video title is 'How to Tie a Tie - Expert Instructions on How to Tie a Tie'. The channel name is 'geoffdorn' with 17 videos. The video has 12,487,240 views, 15,204 likes, and 2,017 dislikes. There is a 'Subscribe' button with 1,785 subscribers. Below the video player, there are buttons for 'Like', 'About', 'Share', and 'Add to'. The video was uploaded on Nov 17, 2006.

YouTube

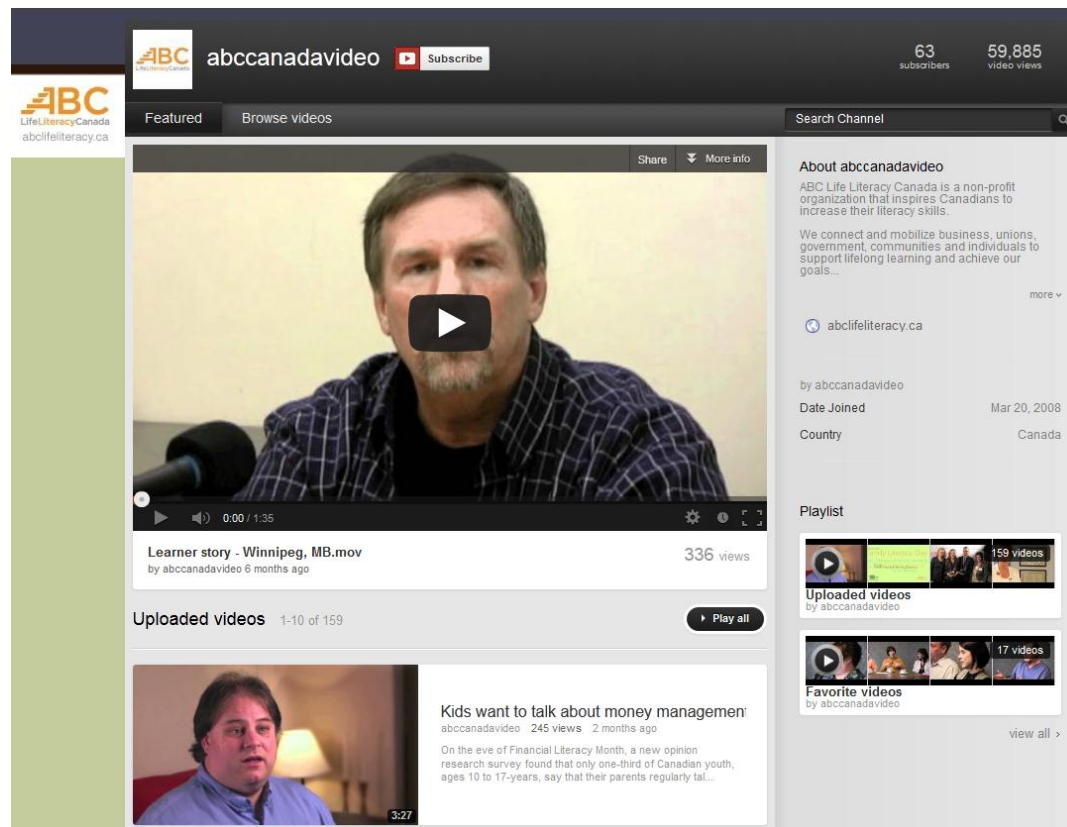
In YouTube you can:

- create your own channel (account where you upload and share videos)
- select Favorites (they appear in your channel)
- subscribe to a channel (follow other channels and see what they add)
- create a Playlist (group videos into categories)



Example

<http://www.youtube.com/user/abccanadavideo?feature=watch>



The screenshot shows the YouTube channel page for 'abccanadavideo'. The channel name is 'abccanadavideo' with a 'Subscribe' button. It has 63 subscribers and 59,885 video views. The channel description states: 'ABC Life Literacy Canada is a non-profit organization that inspires Canadians to increase their literacy skills. We connect and mobilize business, unions, government, communities and individuals to support lifelong learning and achieve our goals...'. The channel was joined on Mar 20, 2008, and is located in Canada. The main video is 'Learner story - Winnipeg, MB.mov' with 336 views, uploaded 6 months ago. Below it are 'Uploaded videos' (1-10 of 159) and 'Favorite videos' (17 videos).



YouTube

- If YouTube is blocked in your program, consider downloading videos and/or embedding them into a website or blog
- Explore TED - <http://www.ted.com/>
- Check out TED Ed - <http://ed.ted.com/>
- Consider <http://vimeo.com/>
- If you are a bit more adventurous, you can use [Jing](#) or [Camtasia](#) to create short videos for students and upload the videos to YouTube
- Learn more about YouTube accounts at <http://support.google.com/youtube/?hl=en-GB>



Flipped classroom

Flip teaching or flipped classroom is:

- a form of blended learning
- encompasses any use of technology to support the learning in a classroom
- teacher can spend more time interacting with students instead of lecturing

Flip teaching is most commonly being done with teacher-created videos that students view outside of class time

http://en.wikipedia.org/wiki/Flip_teaching

Flipped classroom – how it works

- Teacher records and/or shares videos with the students in lieu of lecturing in the class
- Students view the videos outside of the class (at home, library, personal devices)
- In the class students spend time actively working on assignments/activities instead of passively listening to the lecture
- The instructor provides support and spends more one on one time with students

Flipped classroom – pros and cons

Pros

- More one on one time with the instructor
- Students learn at their own pace
- Allows more time to master the concept
- Provides content for those who miss the class
- Encourages peer support

Cons

- More time spent in front of a screen
- Adult students might not have time
- The digital divide
- Some video hosting sites add commercials before the video can be watched
- Difficult to measure learning

Flipped classroom

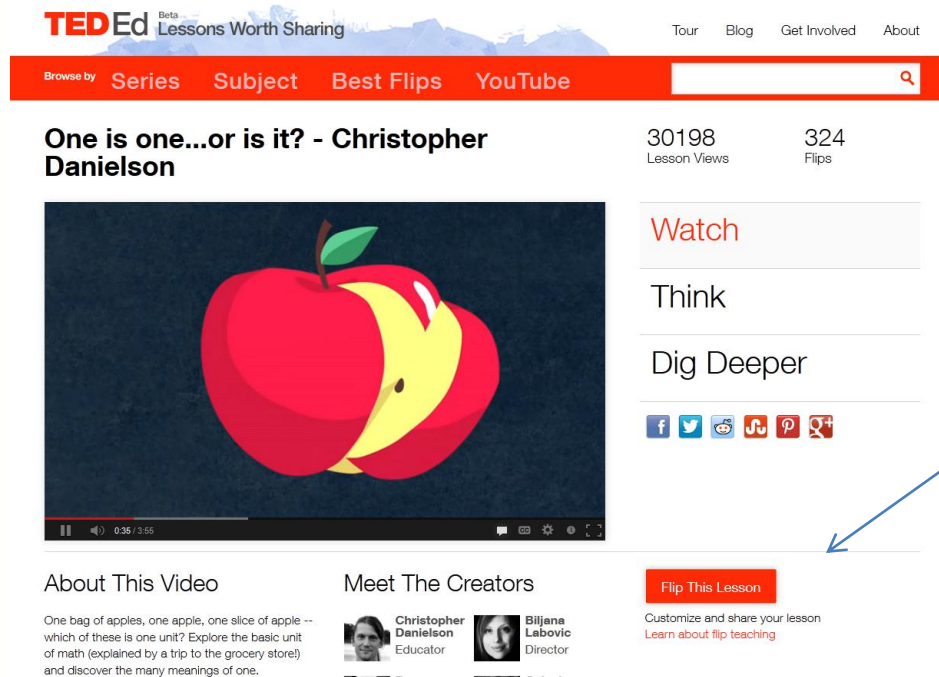
NOTE!

Getting students to watch videos doesn't mean they will simply sit and absorb the information. They will need additional activities, discussions and support to help them think critically and assess the content they are exploring.

Flipped classroom

Explore TED ED for great lessons, activities and flip ideas

<http://ed.ted.com/lessons/one-is-one-or-is-it>



TED Ed Beta Lessons Worth Sharing

Tour Blog Get Involved About

Browse by Series Subject Best Flips YouTube

One is one...or is it? - Christopher Danielson

30198 Lesson Views 324 Flips

Watch

Think

Dig Deeper

f t d Ju P G+

0:35 / 3:55

About This Video

One bag of apples, one apple, one slice of apple -- which of these is one unit? Explore the basic unit of math (explained by a trip to the grocery store) and discover the many meanings of one.

Meet The Creators

Christopher Danielson Educator

Bijana Labovic Director

Flip This Lesson

Customize and share your lesson
Learn about flip teaching

Inspired? Visit our website for more

FEATURED TECHNOLOGY

YouTube in the classroom



YouTube is more than just a collection of cute cat or music video sites. Over the years, it has evolved into a collection of resources that can provide a variety of educational resources for the literacy classroom. With a little bit of exploration, you will find videos that provide real-life examples and context for what you are trying to teach and, yes, sometimes a funny video that you could discuss to take a quick break from the regular, potentially daunting lessons you might need to cover.

Read More

[More from this category](#)

<http://alphaplus.ca/en/featured-technology/596.html>

Join us on Google Groups

We set up a Tech Tuesdays Google group to:

- continue the conversation beyond the webinar
- Give you a chance to explore using Google Groups as a forum/discussion tool
- Introduce you to a new tool 😊

<https://groups.google.com/d/forum/alphaplus-tech-tuesdays>



Upcoming Tech Tuesdays webinars

February 5, 2013 at 3 pm ET

Applications, tablettes électroniques et litt ratie

This webinar will be delivered in French

More AlphaPlus webinars:

<http://alphaplus.ca/en/training/webinarsgroup1/webinars-schedule.html>



Thank you and webinar feedback

Please let us know how did you feel about this session by filling out a quick survey:

<http://www.surveymonkey.com/s/usingyoutubeintheclassroom>

