
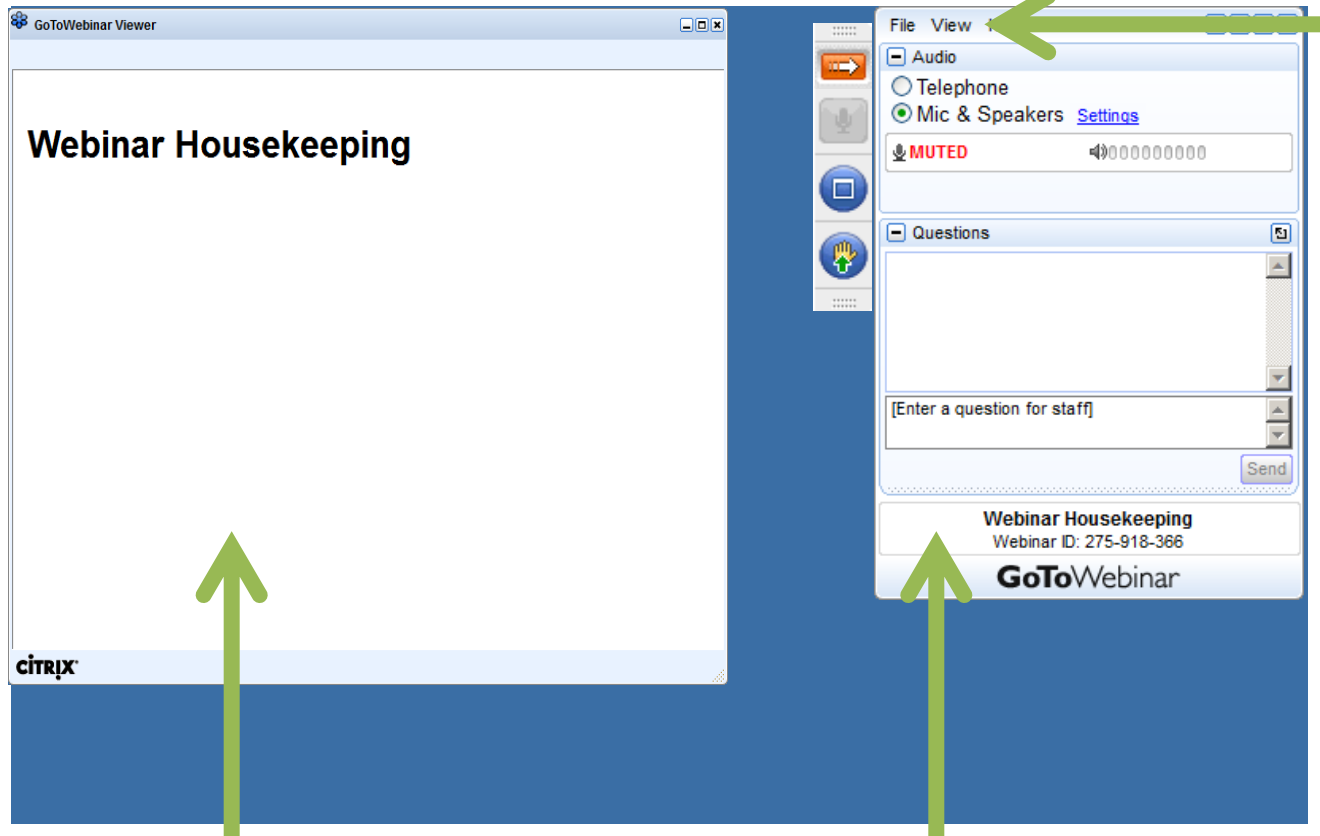


– Remind –

**A free communication platform for
instructors and students**



WEBINAR HOUSEKEEPING TIPS



Webinar viewer

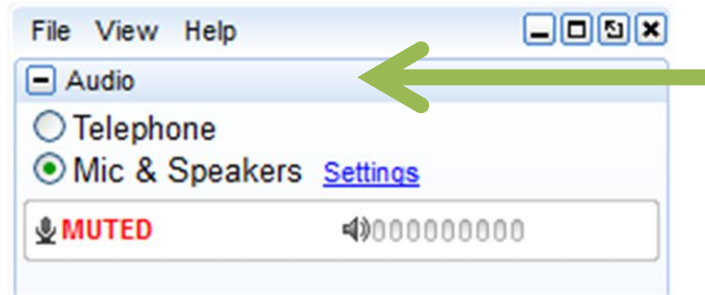
Your control panel

Your control panel may collapse automatically when you don't use it.

To keep it open, click the "View" menu and uncheck "Auto-hide Control Panel".

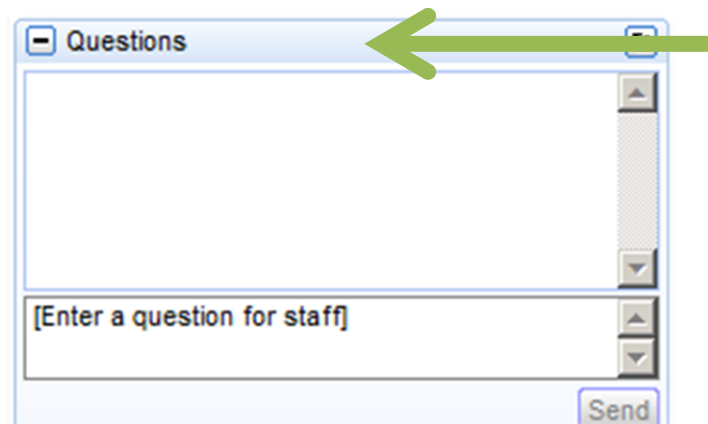


WEBINAR HOUSEKEEPING TIPS



For audio, we choose “Mic & Speakers”. If you don’t have a microphone you can simply listen in. The “Telephone” option is disabled.

Note: Your **microphones will be muted** during the session.




You can submit questions and comments via the Questions panel or you can ‘raise your hand’ to be unmuted for verbal questions. There is no option to chat between participants.

Note: Today’s **presentation will be recorded**.



– Remind –

**A free communication platform for
instructors and students**



WEBINAR OVERVIEW

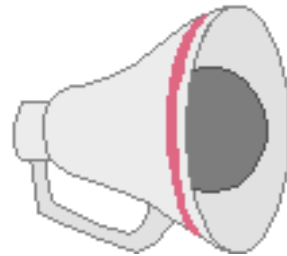
- What is Remind?
- Why use text messaging?
- How does Remind work?
- How to make it easy?
- Ideas for using Remind
- Other communication tools
- Testing!



Guylaine Vinet
gvinet@alphaplus.ca



How do you currently communicate
with learners?



WHAT IS REMIND?

- A tool to communicate with learners using text messages
- No phone numbers are exchanged
- Can be used on a cell phone, with a web browser or the Remind app



WHY USE TEXT MESSAGING?

For instructors:

- To reach students where they are
- To remind of something
- To communicate a last minute change

For learners:

- To provide learners with a different communication channel
- To build stronger relationships with instructors and learners



WHY USE TEXT MESSAGING?

“Rau, Gao, and Wu (2008) suggest that when students receive text messages from an instructor, they feel more bonded with and think more positively about the instructor and classroom activities. Jeong (2007) also found that using instant messaging facilitated a more intimate student–instructor relationship.”

“Exploring the use of text and instant messaging in higher education classrooms”

By Sharon Lauricellaa and Robin Kay

<http://www.researchinlearningtechnology.net/index.php/rlt/article/view/19061>




HOW DOES REMIND WORK?

Welcome to Remind

Enter your email or phone number

Continue

OR

 Sign up with Google

By signing up, you agree to our [Terms of Service](#) and [Privacy Policy](#)



guylaine @alphaplus ▾



Test2

@e2h3db

Messages

People



Get PDF instructions, add participants, or share a link to your class from here.

Activities

Create a class

Test

Test2



Remind is better with other people

Test2 feels a little lonely. Why not add some participants?

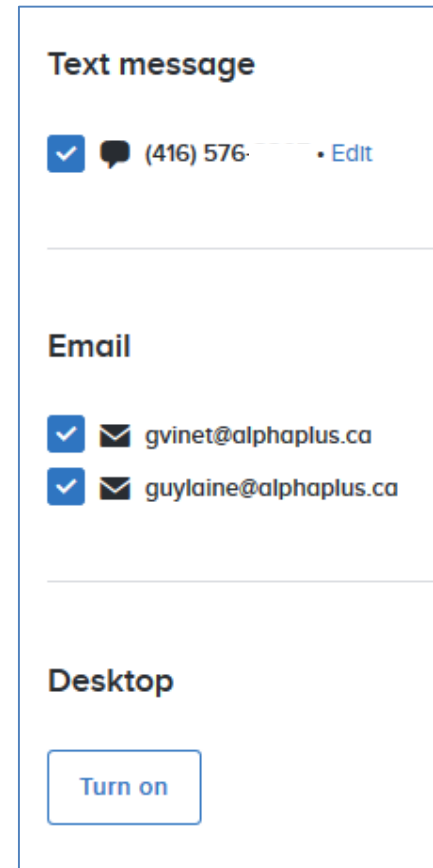
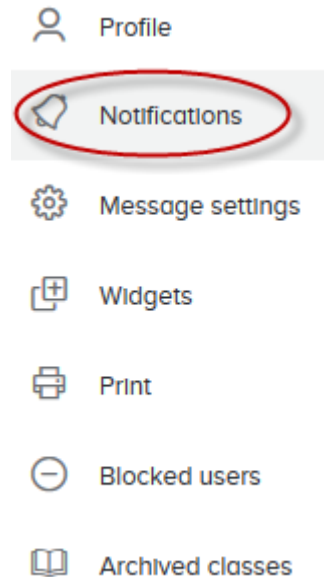
Add people



HOW DOES REMIND WORK?

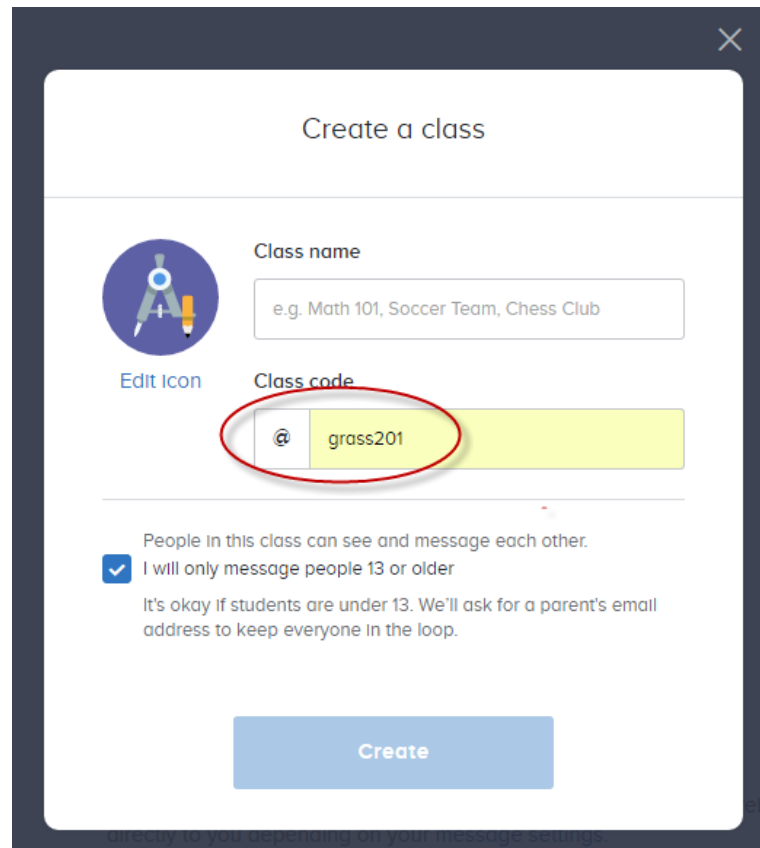
Notifications: Adding a cell number

Account > Notifications



HOW DOES REMIND WORK?

First step: Creating a class



The screenshot shows a 'Create a class' dialog box with a dark blue border and a close button in the top right corner. The title 'Create a class' is centered at the top. Below the title, there is a circular icon placeholder with a blue background and a white geometric design. To the left of the icon is the text 'Edit icon'. To the right of the icon is the label 'Class name' above a text input field containing the placeholder text 'e.g. Math 101, Soccer Team, Chess Club'. Below the icon is the label 'Class code' above a text input field. The input field contains an '@' symbol in a small box followed by the text 'grass201'. This entire input area is circled in red. Below the input fields, there is a horizontal line. Underneath the line, there is a checkbox with a checkmark and the text 'I will only message people 13 or older'. Below this checkbox is a paragraph of text: 'It's okay if students are under 13. We'll ask for a parent's email address to keep everyone in the loop.' At the bottom center of the dialog is a blue button with the text 'Create'.



HOW DOES REMIND WORK?

Step 2: Learners join your class

3 ways for learners to join a class:

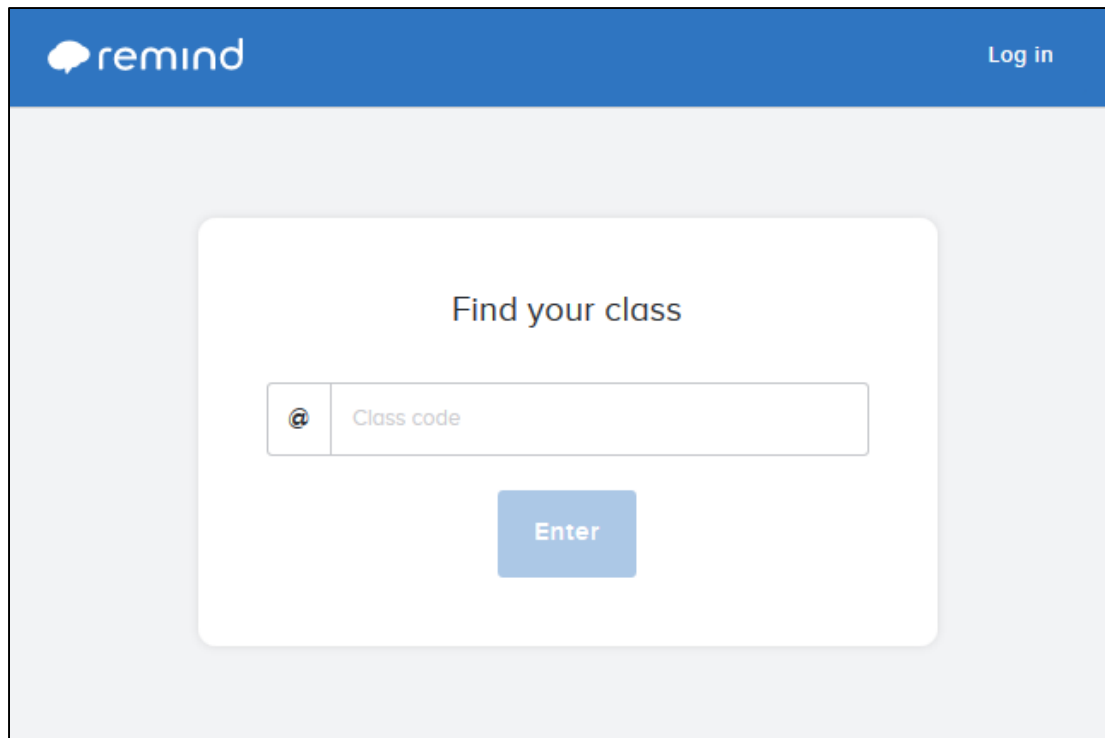
- Texting the class code to the number provided by Remind
- Online (<https://www.remind.com/join>)
- Remind App



HOW TO JOIN A CLASS?

Joining online

<https://www.remind.com/join>

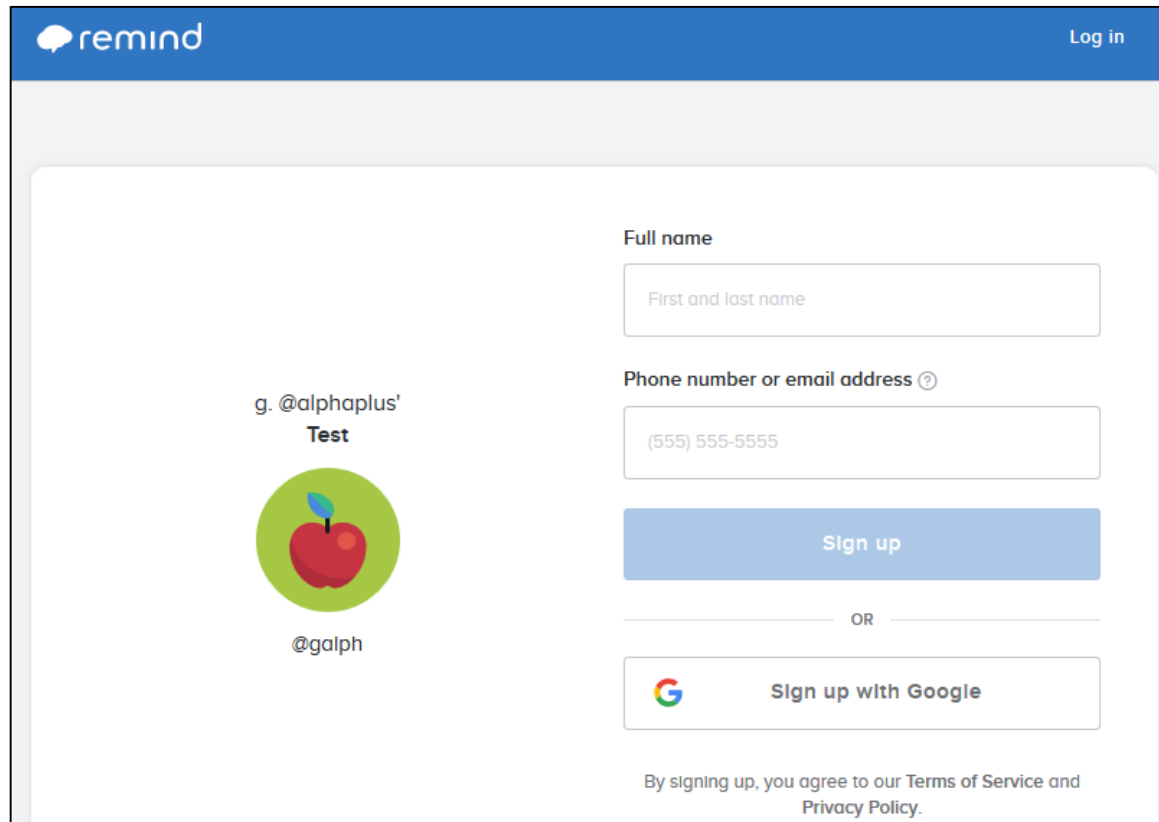


The screenshot shows the Remind website interface. At the top, there is a blue header with the 'remind' logo on the left and a 'Log in' link on the right. Below the header, the main content area is light gray and contains a white rounded rectangle. Inside this rectangle, the text 'Find your class' is centered. Below the text is a text input field with a small '@' icon on the left and the placeholder text 'Class code'. Below the input field is a blue button with the text 'Enter'.



HOW TO JOIN A CLASS?

Joining online

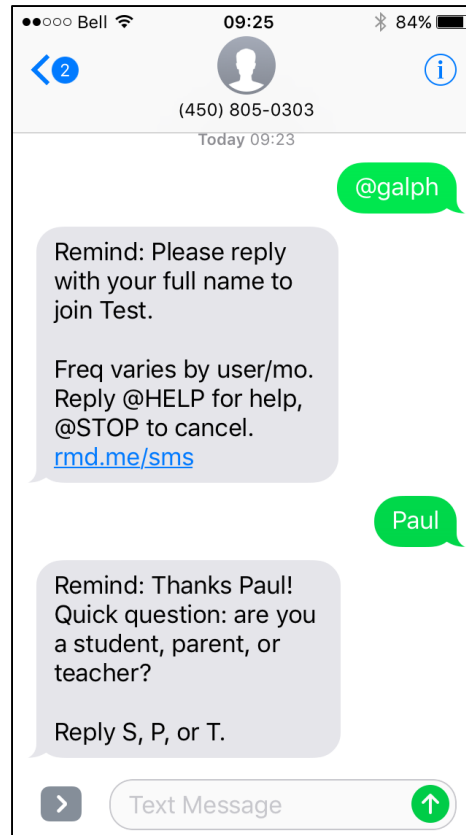


The screenshot shows the Remind app's sign-up page. At the top left is the 'remind' logo with a speech bubble icon, and at the top right is a 'Log in' link. The main content area is divided into two columns. The left column features a profile preview for a user named 'g. @alphaplus' with the name 'Test' and a circular profile picture of a red apple with a green leaf. Below the picture is the handle '@galph'. The right column contains a sign-up form with three input fields: 'Full name' (placeholder: 'First and last name'), 'Phone number or email address' (placeholder: '(555) 555-5555'), and a blue 'Sign up' button. Below the button is an 'OR' separator, followed by a 'Sign up with Google' button featuring the Google logo. At the bottom of the form, there is a small text line: 'By signing up, you agree to our Terms of Service and Privacy Policy.'



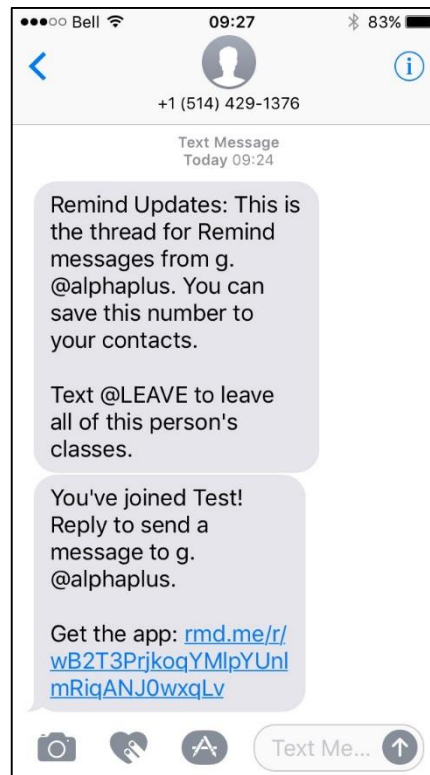
HOW DOES REMIND WORK?

Joining on a cell phone



HOW DOES REMIND WORK?

Joining on a cell phone



HOW TO MAKE IT EASY?

Skills required or that need to be developed:

- Creating an account
- Login in
- Reading the screen
- Searching and installing an app on a smartphone
- Sending commands on a cell phone

Strategies:

- Do a learning activity (accounts, strong passwords, privacy)
 - Print out screenshots
 - Do the sign up as a group activity
- ** Get your feet wet with a small group



IDEAS FOR USING REMIND?

- Additional channel for communicating with learners
- Specific to a class or project
- Schedule ahead announcements
- Send warm up questions ahead of class
- Send links to resources (or files)
- Send messages of encouragement
- Follow ups



CAUTION

- Cost of text messages
- Access to a cell phone or a computer
- Information overload



OTHER COMMUNICATION TOOLS

Class Parrot

<http://classparrot.com/>

- 500 messages free, \$9/month

ClassPager

<https://www.classpager.com/>

- Limit 25 students and one classroom

Remind

<https://www.remind.com/>

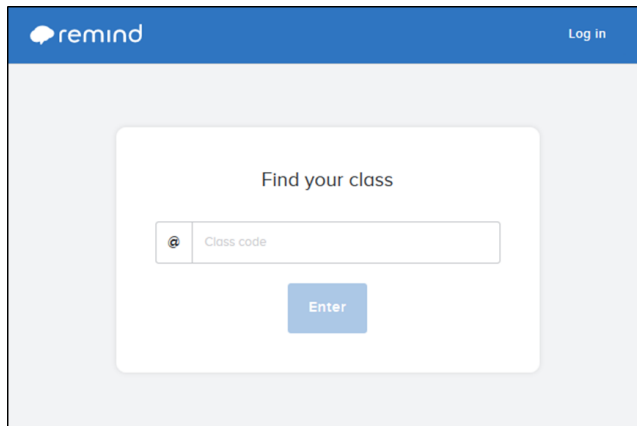
- free



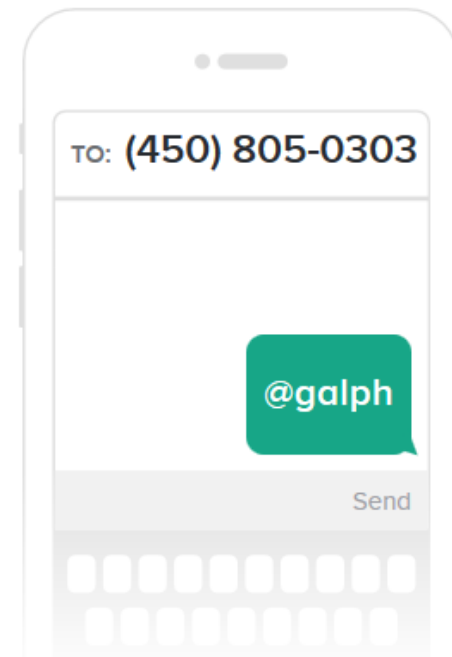
TRYING REMIND

With a web browser:

<https://www.remind.com/join>



With a cell phone:




@galph



LEAVING A CLASS

On the web:



Class settings → Leave this class

With a cell phone:

@leave



YOUR FEEDBACK

<http://fluidsurveys.com/s/remind/>



UPCOMING WEBINARS

<http://webinars.alphaplus.ca>

